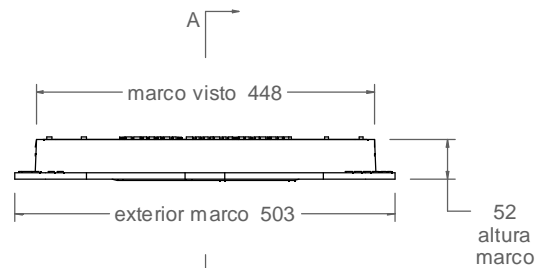
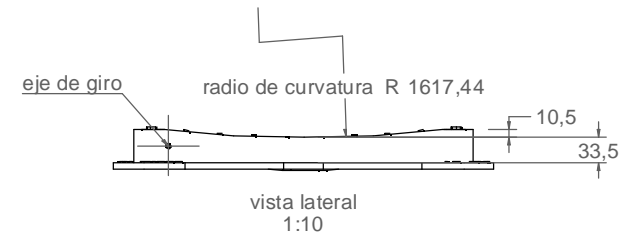


D-12C CONCAVA C250

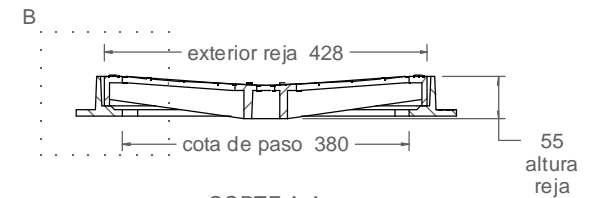
Reja y marco imbornal concava y abatible



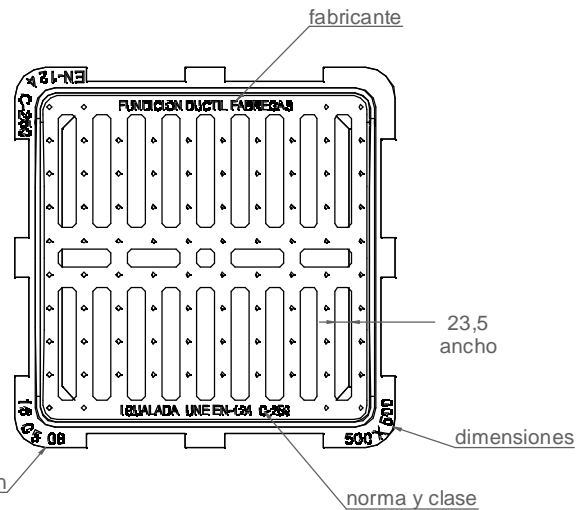
vista alzado
1:10



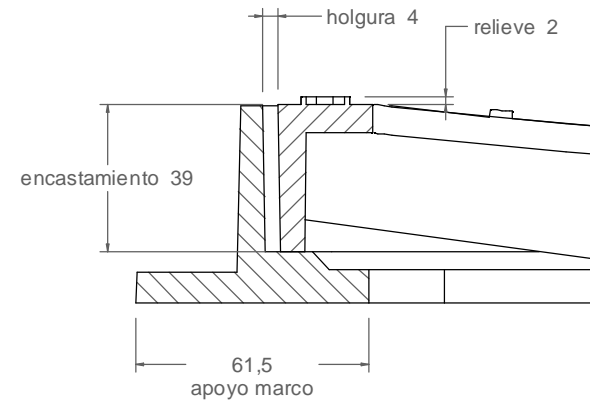
vista lateral
1:10



CORTE A-A



vista en planta
1:10



DETALLE B

Material: Fundición dúctil GGG40
 Peso: 22.32 kg
 Superficie de absorción: 697.39 cm²
 Acabado: Pintado negro asfáltico
 Norma: UNE EN-124
 Clase: C-250

