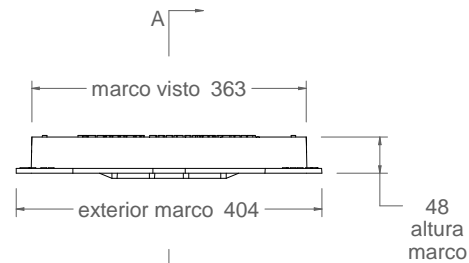
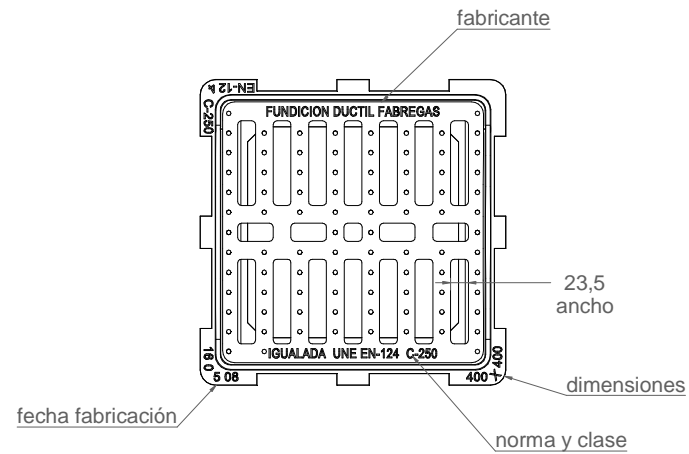
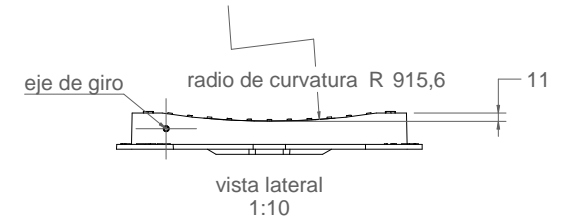


D-12A CONCAVA C250

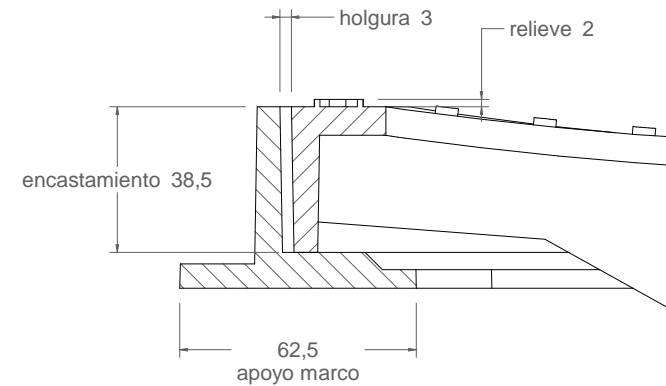
Reja y marco imbornal concava y abatible



A
vista alzado
1:10



vista en planta
1:10



Material: Fundición dúctil GGG40
Peso: 15,578 kg
Superficie de absorción: 415.20 cm²
Acabado: Pintado negro asfáltico
Norma: UNE EN-124
Clase: C-250

